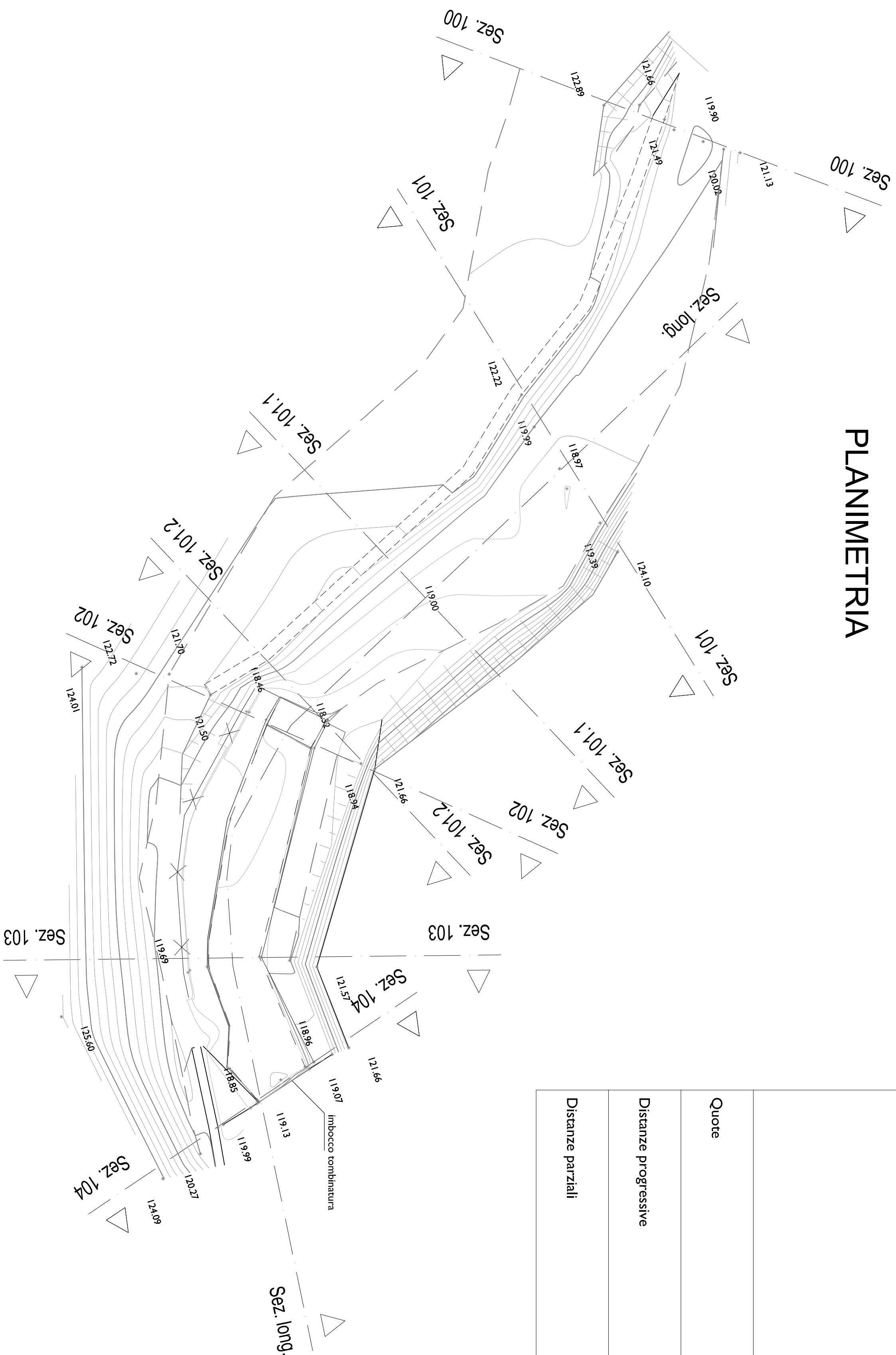
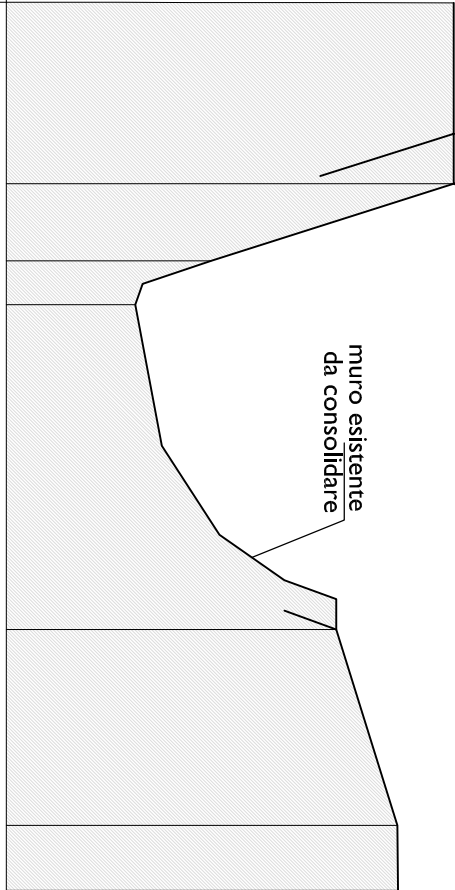
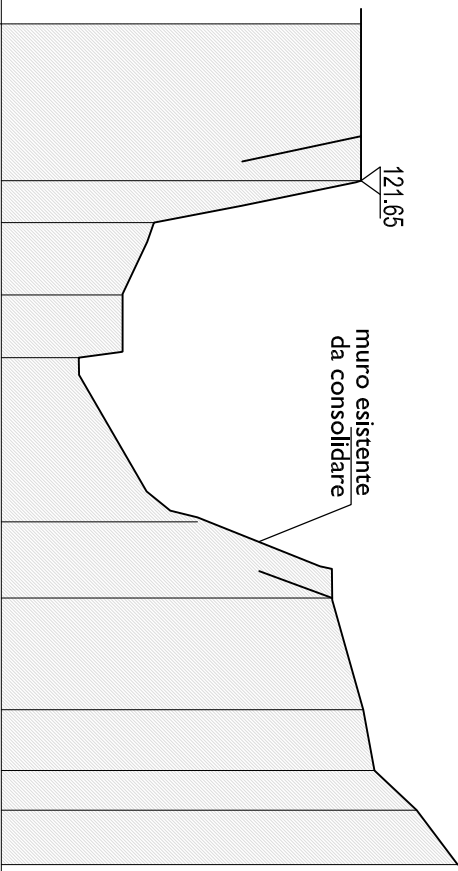


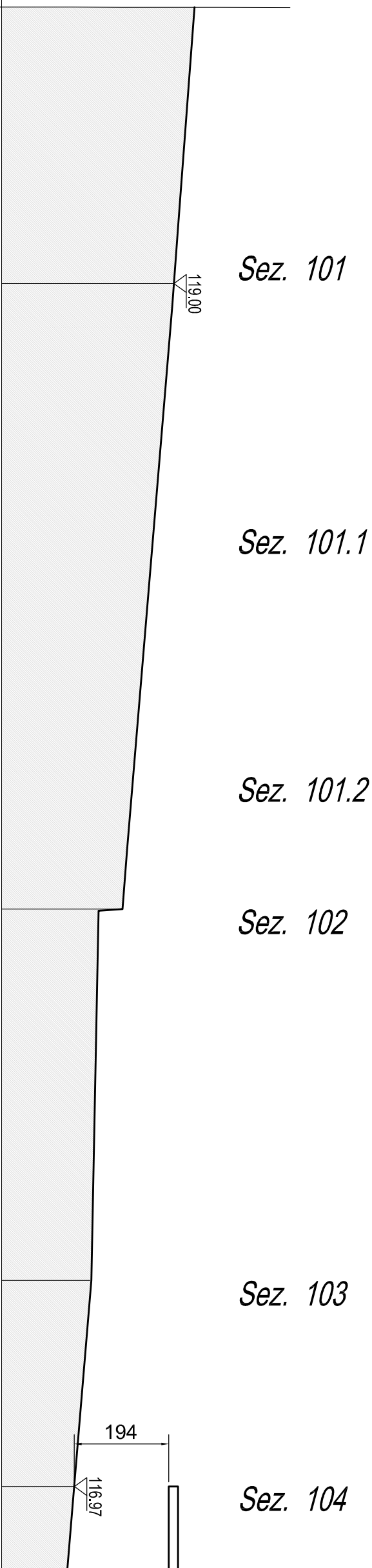
# PLANIMETRIA



Sezione 101.I					
Quota					
Distanze progressive	4.78	122.81			
	5.80	119.60			
	6.41	118.60			
	10.67	121.26			
	13.27	122.07			
	14.13	122.08			
Distanze parziali	1.02				
	0.61				
	4.26				
	2.60				
	0.86				

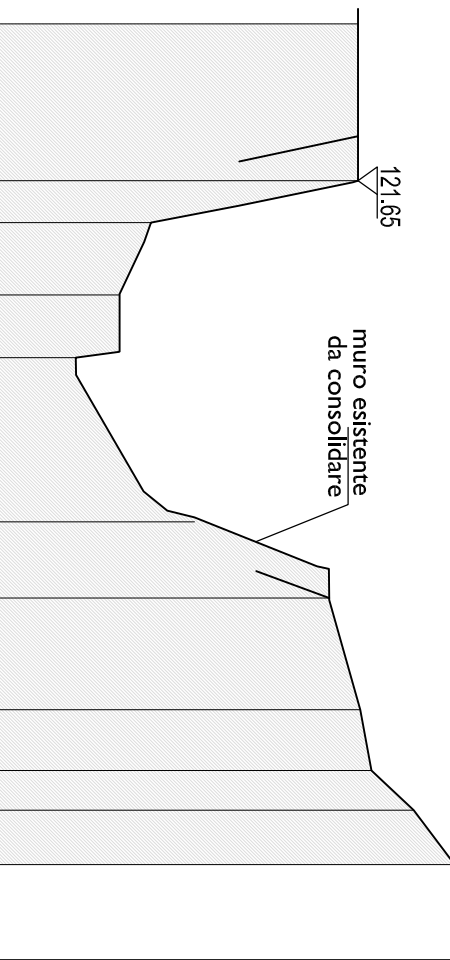
Sezione 101.2																							
Quote																							
Distanze progressive	<table><tr><td>7.89</td><td>121.65</td></tr><tr><td>8.44</td><td>118.83</td></tr><tr><td>9.39</td><td>118.83</td></tr><tr><td>10.22</td><td>117.92</td></tr><tr><td></td><td>117.34</td></tr><tr><td>12.39</td><td>117.92</td></tr><tr><td>13.40</td><td>121.19</td></tr><tr><td>14.85</td><td>121.68</td></tr><tr><td>15.66</td><td>121.83</td></tr><tr><td>16.18</td><td>122.39</td></tr><tr><td>16.90</td><td>122.93</td></tr></table>	7.89	121.65	8.44	118.83	9.39	118.83	10.22	117.92		117.34	12.39	117.92	13.40	121.19	14.85	121.68	15.66	121.83	16.18	122.39	16.90	122.93
7.89	121.65																						
8.44	118.83																						
9.39	118.83																						
10.22	117.92																						
	117.34																						
12.39	117.92																						
13.40	121.19																						
14.85	121.68																						
15.66	121.83																						
16.18	122.39																						
16.90	122.93																						
Distanze parziali	<table><tr><td>0.55</td></tr><tr><td>0.95</td></tr><tr><td>0.83</td></tr><tr><td>2.17</td></tr><tr><td>1.01</td></tr><tr><td>1.45</td></tr><tr><td>0.80</td></tr><tr><td>0.72</td></tr></table>	0.55	0.95	0.83	2.17	1.01	1.45	0.80	0.72														
0.55																							
0.95																							
0.83																							
2.17																							
1.01																							
1.45																							
0.80																							
0.72																							

## Sezione longitudinale



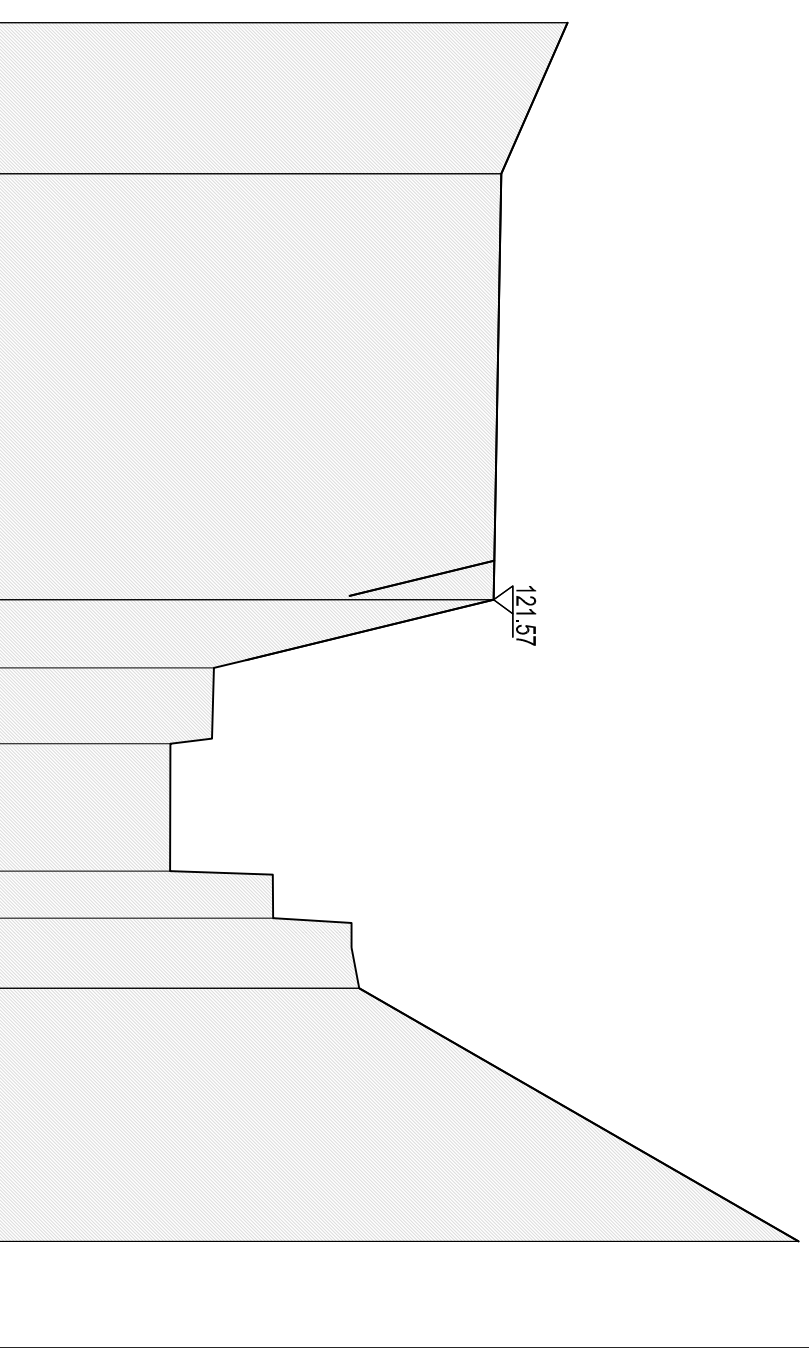
Distanza parziale		Distanza progressiva		Quote
0.70	0.20	5.66 6.36 6.56	10.41 11.81	119.00
3.85	1.40			
6.67		18.48		117.95 117.46
7.62		26.10		117.31
4.22		30.32		116.97

## Sezione 101.2



Quote	Distance progressive	Distance parziali
121.65	7.89	
118.83	8.44	0.55
118.83	9.39	0.95
117.92	10.22	0.83
117.34		2.17
117.92	12.39	1.01
121.19	13.40	1.45
121.68	14.85	0.80
121.83	15.66	0.72
122.39	16.18	
122.93	16.90	

## Sezione 103



Quota	122.55	121.67	121.57	118.87	117.30	117.30	121.57	119.69	125.60
Distanze progressive	0.78	2.78	8.42	9.32	10.32	12.01	12.62	13.54	16.89
Distanze parziali	2.00	5.64	0.90	1.00	1.69	0.62	0.92	3.35	

**COMUNE DI LAIGUEGLIA**  
**PROVINCIA DI SAVONA**

Opere di mitigazione del rischio idrogeologico dei ri Fasse Grasse e Rio Fossato Vecchio

# STATO ATTUALE - INTERVENTO RIO FOSSATO VECCHIO

**studio ■ dot**  
ing. antonio da corte arch. federica preve ing. mario viassolo  
via torcelli 7/1 - finale ligure (sv) - tel 019 695458  
DATA dicembre

**studio ■ dot**

—  
—  
•

:464.02.04.0

1:100

dicembre :